


PALLET LINE

More versatility and quality.
Ideal for **Industry in general**.




Sustainable and 100% recyclable, the Pallet line is much more durable and resistant when compared to the wooden option. Furthermore, they are sanitizable and can be made from non-toxic material.




STATIC LOAD: 11023 lbs
DYNAMIC LOAD: 3430 lbs
PALLET HOLDER LOADING: 1812 lbs

STANDARD SAFETY EDGE




SAFETY EDGES THAT PREVENT LOAD SLIP


SAFETY EDGES FOR STANDARD BOXES (KLT, R-KLT E RL-KLT)



NON-TOXIC PALLET



STANDARD PALLET




PALLET LID
(Optional)



PALLET WITHOUT SAFETY EDGE



STACKABLE



STANDARD PALLET KLT

Resistant to impact, oil and temperature variations.
No metal parts in the composition.



PALLET LINE	NOMINAL DIMENSIONS length x width x height (in)	EXTERNAL DIMENSIONS length x width x height (in)	HEIGHT (in)	STATIC LOAD (lbs)	DYNAMIC LOAD Longitudinal (47,24in) lbs	DYNAMIC LOAD Transversal (39,37in) lbs	PALLET HOLDER LOADING Longitudinal (47,24in) lbs	PALLET HOLDER LOADING Transversal (39,37in) lbs	MATERIAL
HEAVY STANDARD <small>WITH SAFETY EDGE</small>	47,24x39,37x5,91	47,24x39,37x5,91	6,18	11023	3430	3869	1812	930	PP
HEAVY KLT <small>WITHOUT SAFETY EDGE</small>	47,24x39,37x5,91	47,24x39,37x5,91	5,91	11023	3430	3869	1812	930	PP
HEAVY <small>WITH SAFETY EDGE</small>	47,24x39,37x5,91	47,24x39,37x5,91	5,91	11023	3430	3869	1812	930	PP